

Prices - Dec-22

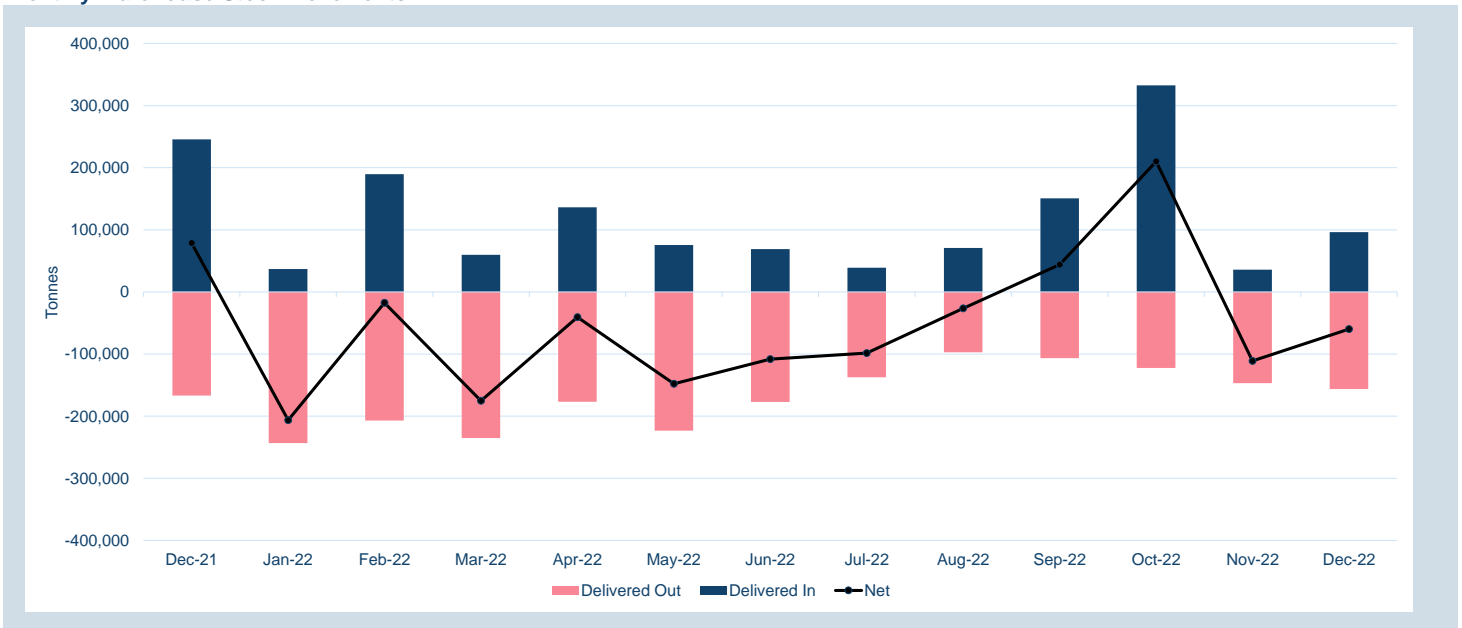
Contract	Official Cash Settlement Price				Official 3 Month Price			
	Average	Low	High	*M/M Change %	Average	Low	High	M/M Change %
LME Aluminium	\$2,394.88	\$2,327.00	\$2,485.00	2.6%	\$2,429.50	\$2,364.00	\$2,517.00	3.0%
LME Aluminium Alloy	\$1,903.55	\$1,827.00	\$2,123.00	6.3%	\$1,916.25	\$1,860.00	\$2,175.00	7.0%
LME NASAAC	\$2,360.15	\$2,100.00	\$2,390.00	-1.1%	\$2,361.50	\$2,100.00	\$2,390.00	-1.3%
LME Copper	\$8,367.23	\$8,216.50	\$8,537.00	4.2%	\$8,397.45	\$8,251.00	\$8,547.00	4.5%
LME Lead	\$2,212.48	\$2,133.00	\$2,335.00	5.4%	\$2,207.05	\$2,144.00	\$2,281.00	5.0%
LME Nickel	\$28,853.75	\$26,950.00	\$31,075.00	14.2%	\$29,041.50	\$26,950.00	\$31,300.00	14.4%
LME Tin	\$24,099.00	\$23,105.00	\$24,900.00	14.0%	\$24,037.75	\$23,150.00	\$24,900.00	14.4%
LME Zinc	\$3,128.25	\$2,985.00	\$3,289.00	7.0%	\$3,104.05	\$2,964.00	\$3,265.00	6.5%
LME Cobalt	\$51,496.25	\$51,480.00	\$51,515.00	0.0%	\$51,955.00	\$51,955.00	\$51,955.00	0.0%

\* Percentage change in average price from previous month

Warehouse stock movements (tonnes) - Dec-22

Contract	Delivered In	Delivered Out	Net	Closing
LME Aluminium	62,200	114,100	51,900	447,250
LME Aluminium Alloy	-	100	100	1,920
LME NASAAC	-	1,060	1,060	2,460
LME Copper	25,600	25,325	275	88,550
LME Lead	1,475	75	1,400	25,150
LME Nickel	6,588	4,332	2,256	55,380
LME Tin	480	565	85	2,995
LME Zinc	-	10,750	10,750	30,475
LME Cobalt	-	-	-	165
<b>Total</b>	<b>96,343</b>	<b>156,307</b>	<b>59,964</b>	<b>654,345</b>

Monthly Warehouse Stock Movements



© The London Metal Exchange - An HKEX Company, 10 Finsbury Square, London EC2A 1AJ

The information contained within this presentation is for illustrative and educational purposes only and should not be relied upon in making any investment decision. The past performance of any commodity, derivative or other product referred to in the presentation cannot be relied upon as a guide to its future performance. Whilst every effort has been made to ensure the information is up-to-date and correct, the LME cannot guarantee that it is completely accurate and free from human error. The information is published "as is" without any warranty of any kind, express or implied, as to accuracy of the information and the LME shall not be liable for any losses or damage that may result from use of the presentation as a consequence of any inaccuracies in, or any omissions from, the information which it may contain. The information may not be reproduced, distributed or transmitted to any other person or incorporated in any way into another publication or other material.

Volumes - Dec-22

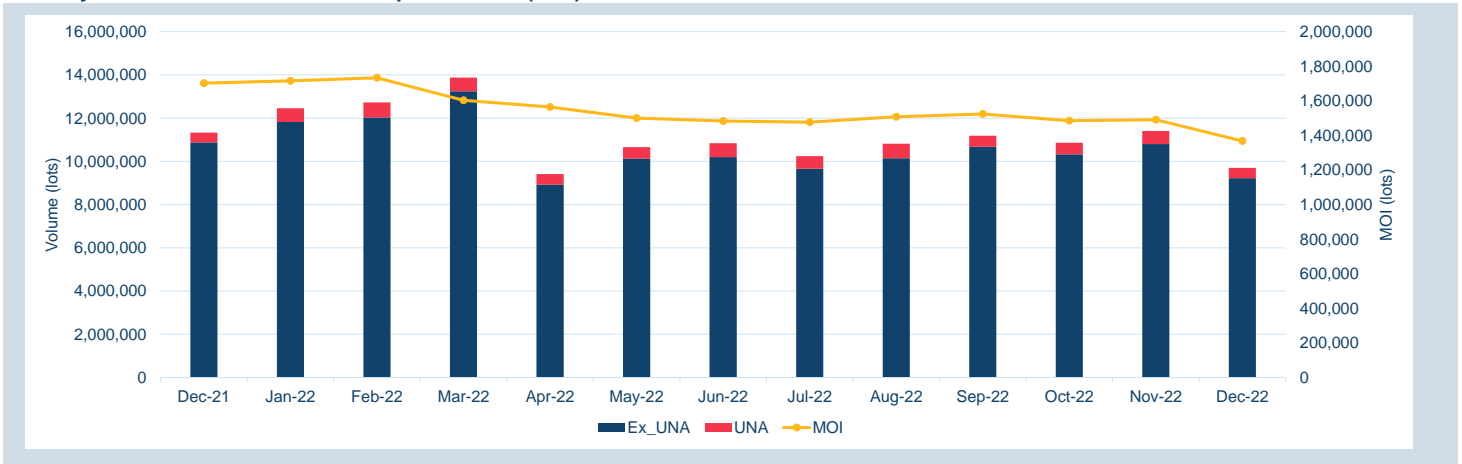
Contract	ADV (lots)	ADV Y/Y change % *	Volume Year to date (lots)	Tonnes Year to date (millions)	Futures Market Open Interest **
<b>Non-ferrous metals (futures, traded options and TAPOs)</b>					
LME Aluminium	201,565	-10.2%	55,817,578	1,395	601,022
LME Aluminium Alloy	4	-93.6%	3,187	0	25
LME NASAAC	-	-100.0%	6,852	0	-
LME Copper	114,045	14.0%	30,977,224	774	266,654
LME Lead	43,835	11.7%	10,685,942	267	112,838
LME Nickel	36,984	-45.0%	12,532,708	75	147,762
LME Tin	3,927	-10.5%	1,010,124	5	13,710
LME Zinc	82,345	-20.0%	22,463,152	562	202,526
LME M A Futures***	329	108.6%	70,548	2	8,910
LMEminis	-	-	-	-	-
<b>LME Premiums</b>					
LME Aluminium Premium Duty paid US Midwest (Platts)	11	501.1%	1,004	0	549
LME Aluminium Premium Duty Paid European (Fastmarkets MB)	14	-	8,887	0	991
<b>Minor Metals (futures)</b>					
LME Cobalt	1	-58.6%	290	0	13
<b>Ferrous (futures)</b>					
LME Steel HRC FOB China (Argus)	68	327.0%	44,058	0	1,975
LME Steel HRC N. America (Platts)	-	-100.0%	662	0	-
LME Steel Scrap CFR Turkey (Platts)	1,306	156.6%	430,617	4	9,725
LME Steel Scrap CFR India (Platts)	0	-85.0%	546	0	6
LME Steel Rebar FOB Turkey (Platts)	284	75.8%	98,598	1	658
LME Steel Scrap CFR Taiwan (Argus)	10	90.1%	1,500	0	209
LME HRC NW Europe (Argus)	-	-100.0%	240	0	-
<b>Precious (futures)</b>					
LME Gold	-	-	360	0	-
<b>Total</b>	<b>484,729</b>	<b>-10.1%</b>	<b>134,154,077</b>	<b>3,087</b>	<b>1,367,573</b>
<b>Total (excl. UNA)</b>	<b>461,185</b>				

\*Percentage year-on-year change between current month and corresponding month in the previous year.

\*\*Last trading day of month

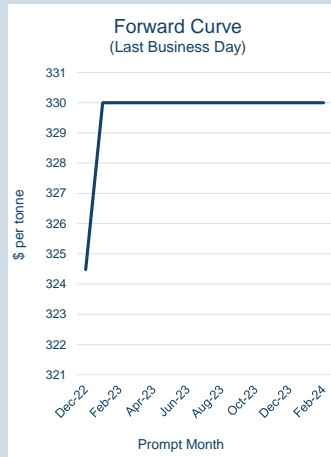
\*\*\*LME Monthly Average Futures include contracts for aluminium, aluminium alloy, NASAAC, copper, nickel, lead, tin and zinc

Monthly Volumes & Futures Market Open Interest (MOI)



© The London Metal Exchange - An HKE X Company. 10 Finsbury Square, London EC2A 1AJ

The information contained within this presentation is for illustrative and educational purposes only and should not be relied upon in making any investment decision. The past performance of any commodity, derivative or other product referred to in the presentation cannot be relied upon as a guide to its future performance. Whilst every effort has been made to ensure the information is up-to-date and correct, the LME cannot guarantee that it is completely accurate and free from human error. The information is published "as is" without any warranty of any kind, express or implied, as to accuracy of the information and the LME shall not be liable for any losses or damage that may result from use of the presentation as a consequence of any inaccuracies in, or any omissions from, the information which it may contain. The information may not be reproduced, distributed or transmitted to any other person or incorporated in any way into another publication or other material.

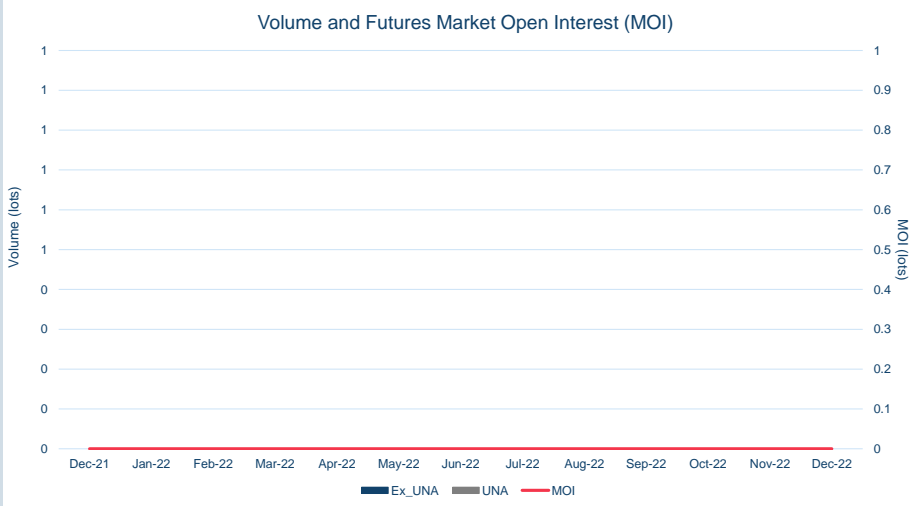


Front Month	
Average	\$320.47
Minimum	\$310.00
Maximum	\$327.23

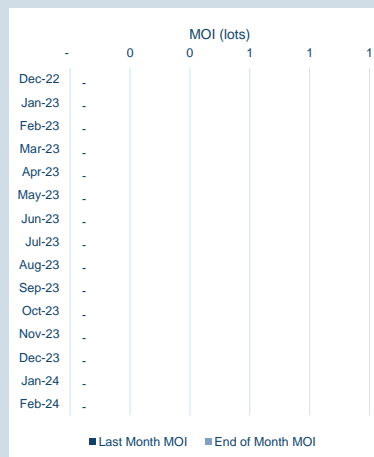
Volume (ex UNA) Dec-2022	
Lots	-

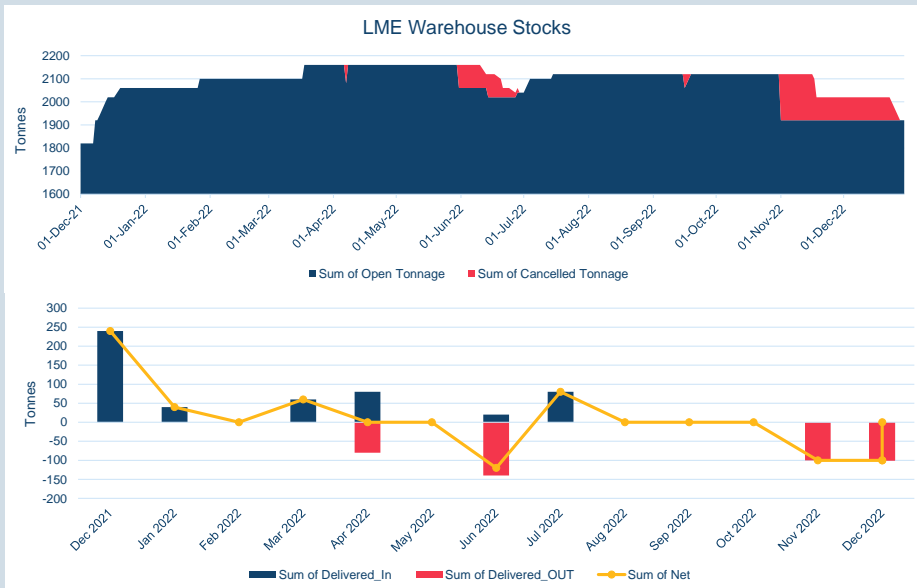
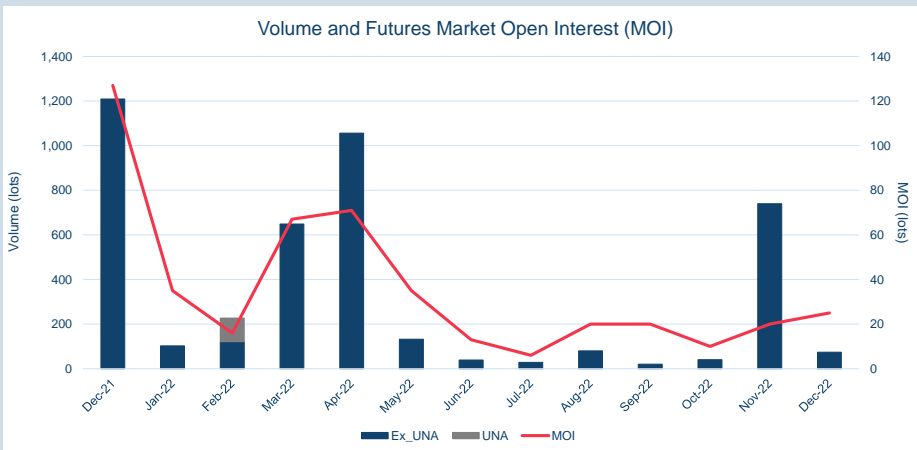
Volume (inc UNA) Dec-2022	
Lots	-
Tonnes	-

Volume Year To Date	
Lots	-
Tonnes	-



Prompt Month	End of Month - Daily Settlement	Volume (inc UNA)	End of Month - MOI
Dec-22	\$ 324.48	-	-
Jan-23	\$ 330.00	-	-
Feb-23	\$ 330.00	-	-
Mar-23	\$ 330.00	-	-
Apr-23	\$ 330.00	-	-
May-23	\$ 330.00	-	-
Jun-23	\$ 330.00	-	-
Jul-23	\$ 330.00	-	-
Aug-23	\$ 330.00	-	-
Sep-23	\$ 330.00	-	-
Oct-23	\$ 330.00	-	-
Nov-23	\$ 330.00	-	-
Dec-23	\$ 330.00	-	-
Jan-24	\$ 330.00	-	-
Feb-24	\$ 330.00	-	-





Cash	
Average	\$1,903.55
Minimum	\$1,827.00
Maximum	\$2,123.00

3M	
Average	\$1,916.25
Minimum	\$1,860.00
Maximum	\$2,175.00

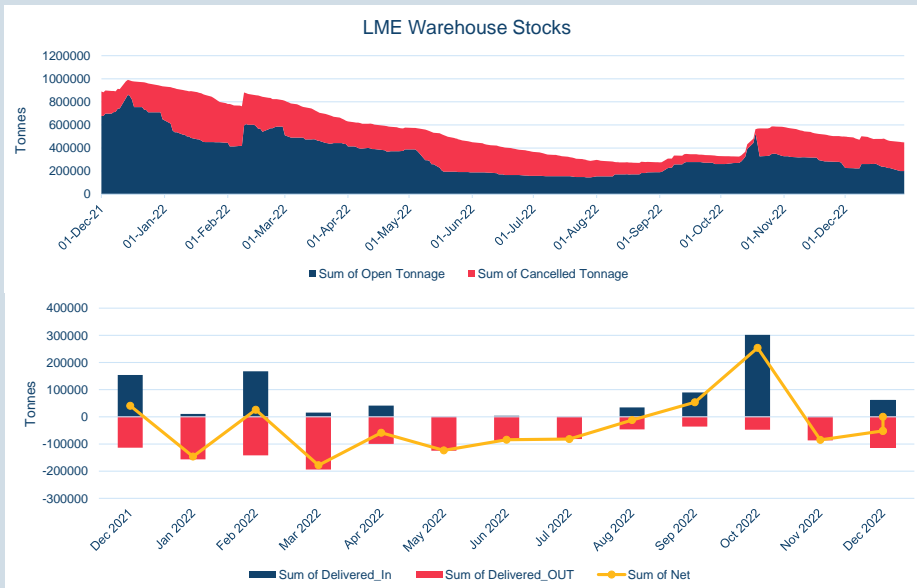
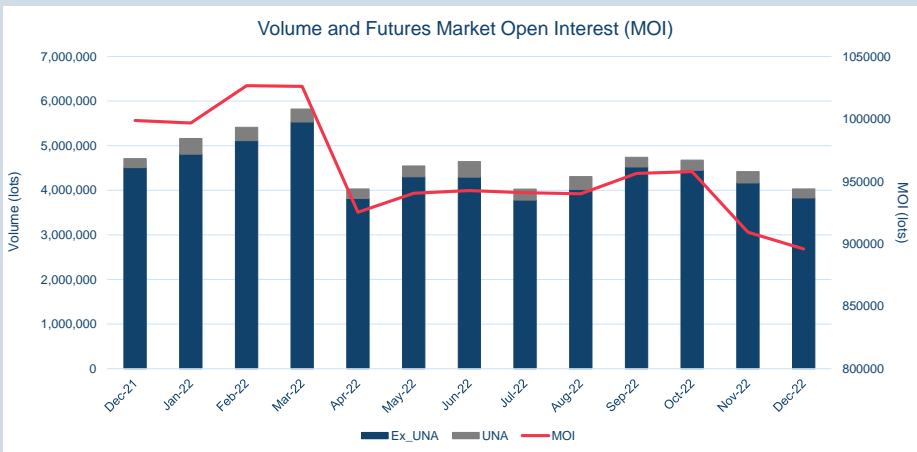
Volume (ex UNA)	Dec-2022
Lots	74

Volume (inc UNA)	Dec-2022
Lots	74
Tonnes	1,480

Volume	Year To Date
Lots	3,187
Tonnes	63,740

Warehouse Stock - Dec-22	
Delivered In	-
Delivered Out	100
Net	100

Warehouse Stock - Year To Date	
Delivered In	280
Delivered Out	420
Net	140



Cash	
Average	\$2,394.88
Minimum	\$2,327.00
Maximum	\$2,485.00

3M	
Average	\$2,429.50
Minimum	\$2,364.00
Maximum	\$2,517.00

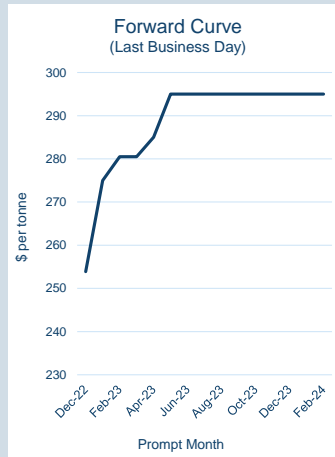
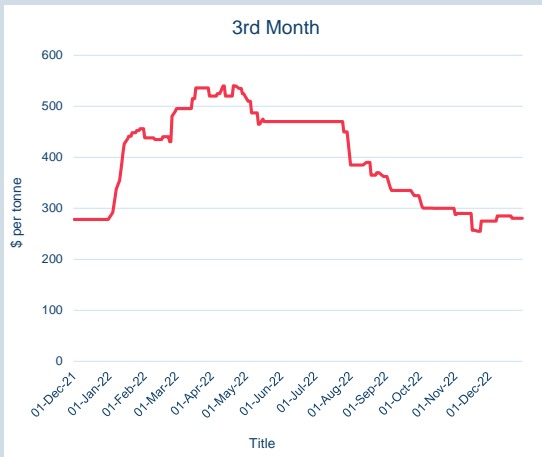
Volume (ex UNA) Dec-2022	
Lots	3,830,688

Volume (inc UNA) Dec-2022	
Lots	4,031,304
Tonnes	100,782,600

Volume Year To Date	
Lots	55,817,578
Tonnes	1,395,439,450

Warehouse Stock - Dec-22	
Delivered In	62,200
Delivered Out	- 114,100
Net	- 51,900

Warehouse Stock - Year To Date	
Delivered In	730,200
Delivered Out	- 1,217,325
Net	- 487,125

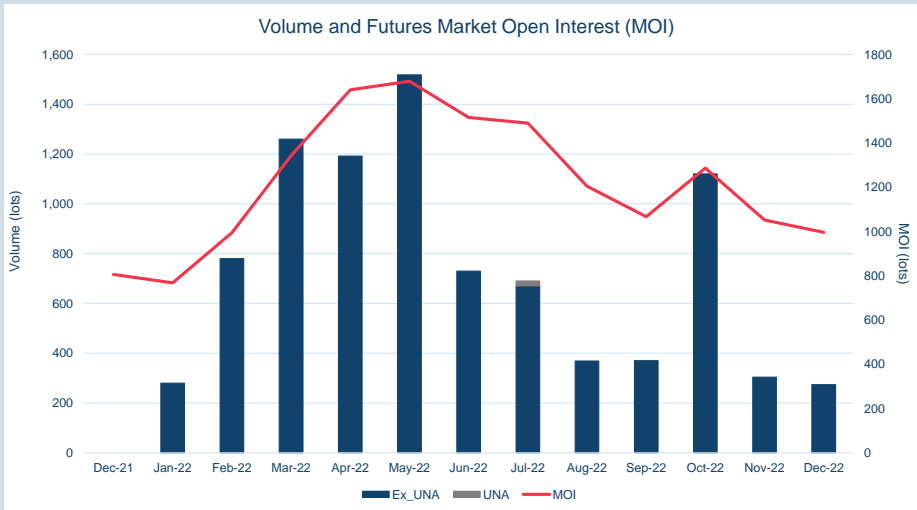


Front Month	
Average	\$250.87
Minimum	\$247.50
Maximum	\$256.00

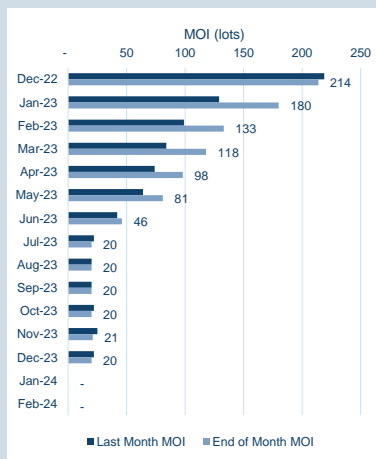
Volume (ex UNA) Dec-2022	
Lots	274

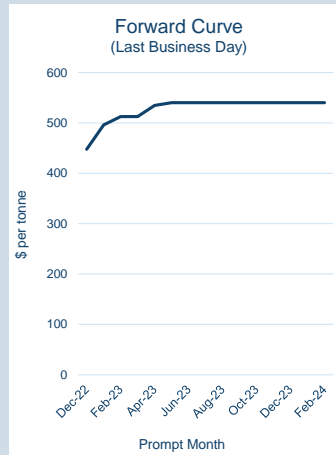
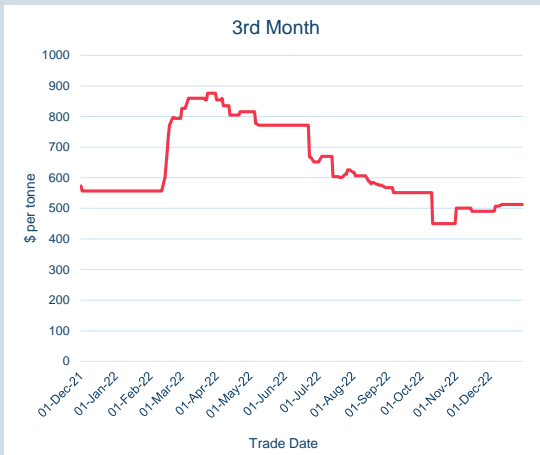
Volume (inc UNA) Dec-2022	
Lots	274
Tonnes	6,850

Volume Year To Date	
Lots	8,887
Tonnes	222,175



Prompt Month	End of Month - Daily Settlement	Volume (inc UNA)	End of Month - MOI
Dec-22	\$ 253.89	-	214
Jan-23	\$ 275.00	97	180
Feb-23	\$ 280.50	54	133
Mar-23	\$ 280.50	54	118
Apr-23	\$ 285.00	24	98
May-23	\$ 295.00	17	81
Jun-23	\$ 295.00	4	46
Jul-23	\$ 295.00	4	20
Aug-23	\$ 295.00	4	20
Sep-23	\$ 295.00	4	20
Oct-23	\$ 295.00	4	20
Nov-23	\$ 295.00	4	21
Dec-23	\$ 295.00	4	20
Jan-24	\$ 295.00	-	-
Feb-24	\$ 295.00	-	-



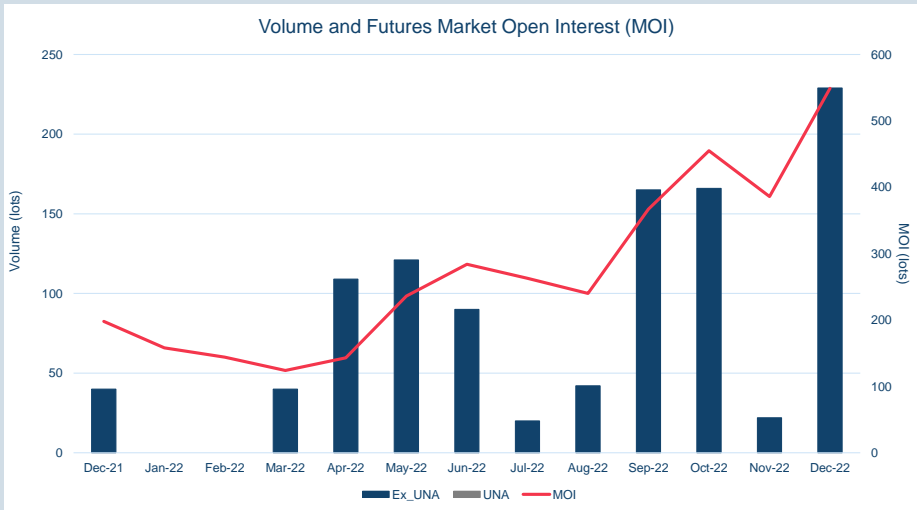


Front Month	
Average	\$442.50
Minimum	\$439.92
Maximum	\$450.00

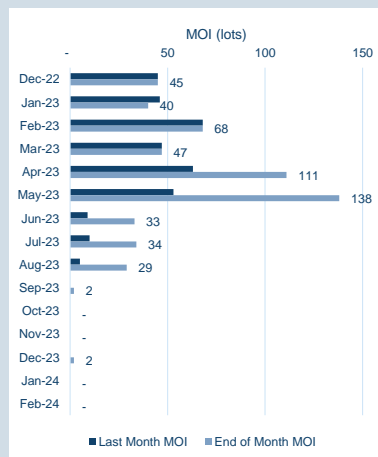
Volume (ex UNA) Dec-2022	
Lots	229

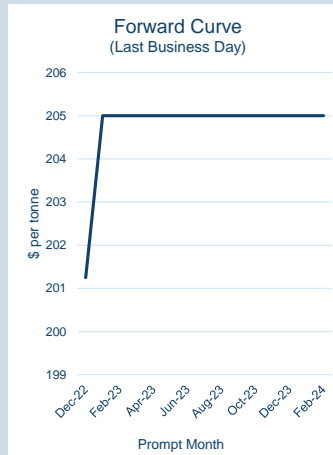
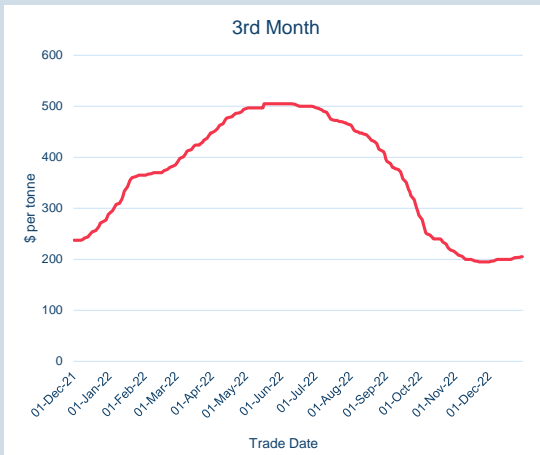
Volume (inc UNA) Dec-2022	
Lots	229
Tonnes	5,725

Volume Year To Date	
Lots	1,004
Tonnes	25,100



Prompt Month	End of Month - Daily Settlement	Volume (inc UNA)	End of Month - MOI
Dec-22	\$ 447.65	-	45
Jan-23	\$ 496.04	20	40
Feb-23	\$ 512.57	-	68
Mar-23	\$ 512.57	-	47
Apr-23	\$ 534.62	48	111
May-23	\$ 540.13	85	138
Jun-23	\$ 540.13	24	33
Jul-23	\$ 540.13	24	34
Aug-23	\$ 540.13	24	29
Sep-23	\$ 540.13	2	2
Oct-23	\$ 540.13	-	-
Nov-23	\$ 540.13	-	-
Dec-23	\$ 540.13	2	2
Jan-24	\$ 540.13	-	-
Feb-24	\$ 540.13	-	-



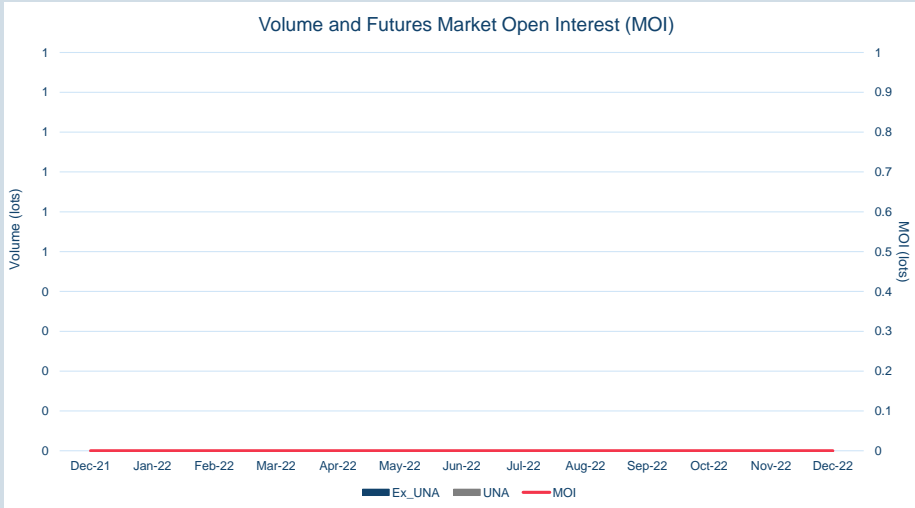


Front Month	
Average	\$200.06
Minimum	\$195.00
Maximum	\$201.59

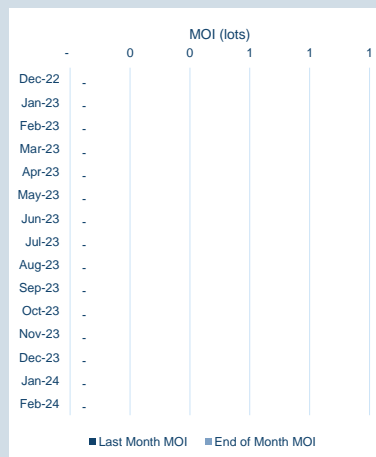
Volume (ex UNA) Dec-2022	
Lots	-

Volume (inc UNA) Dec-2022	
Lots	-
Tonnes	-

Volume Year To Date	
Lots	-
Tonnes	-



Prompt Month	End of Month - Daily Settlement	Volume (inc UNA)	End of Month - MOI
Dec-22	\$ 201.25	-	-
Jan-23	\$ 205.00	-	-
Feb-23	\$ 205.00	-	-
Mar-23	\$ 205.00	-	-
Apr-23	\$ 205.00	-	-
May-23	\$ 205.00	-	-
Jun-23	\$ 205.00	-	-
Jul-23	\$ 205.00	-	-
Aug-23	\$ 205.00	-	-
Sep-23	\$ 205.00	-	-
Oct-23	\$ 205.00	-	-
Nov-23	\$ 205.00	-	-
Dec-23	\$ 205.00	-	-
Jan-24	\$ 205.00	-	-
Feb-24	\$ 205.00	-	-





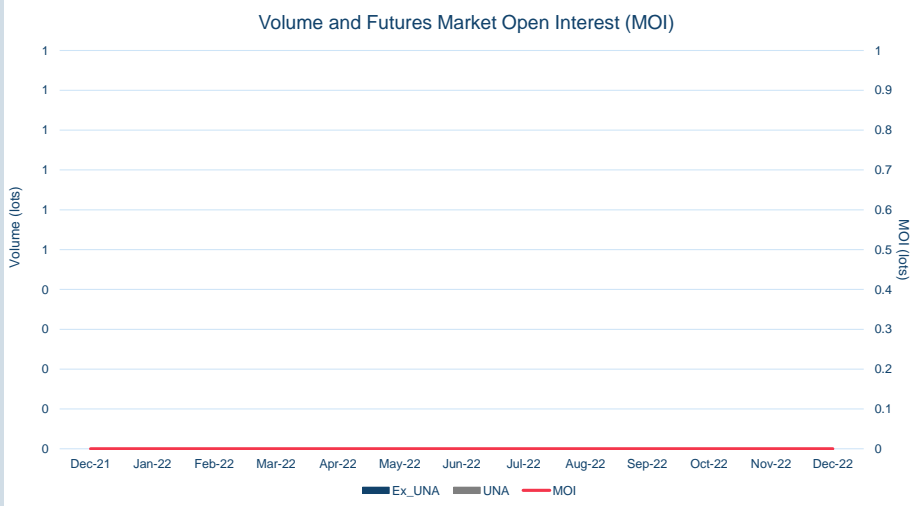


Front Month	
Average	\$1,824.51
Minimum	\$1,770.31
Maximum	\$1,850.38

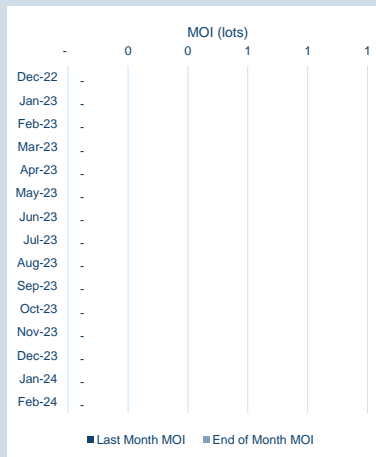
Volume (ex UNA) Dec-2022	
Lots	-

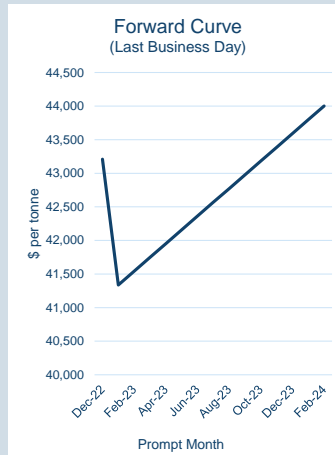
Volume (inc UNA) Dec-2022	
Lots	-
Tonnes	-

Volume Year To Date	
Lots	-
Tonnes	-



Prompt Month	End of Month - Daily Settlement	Volume (inc UNA)	End of Month - MOI
Dec-22	\$ 1,818.81	-	-
Jan-23	\$ 1,796.77	-	-
Feb-23	\$ 1,796.77	-	-
Mar-23	\$ 1,796.77	-	-
Apr-23	\$ 1,796.77	-	-
May-23	\$ 1,796.77	-	-
Jun-23	\$ 1,796.77	-	-
Jul-23	\$ 1,796.77	-	-
Aug-23	\$ 1,796.77	-	-
Sep-23	\$ 1,796.77	-	-
Oct-23	\$ 1,796.77	-	-
Nov-23	\$ 1,796.77	-	-
Dec-23	\$ 1,796.77	-	-
Jan-24	\$ 1,796.77	-	-
Feb-24	\$ 1,796.77	-	-



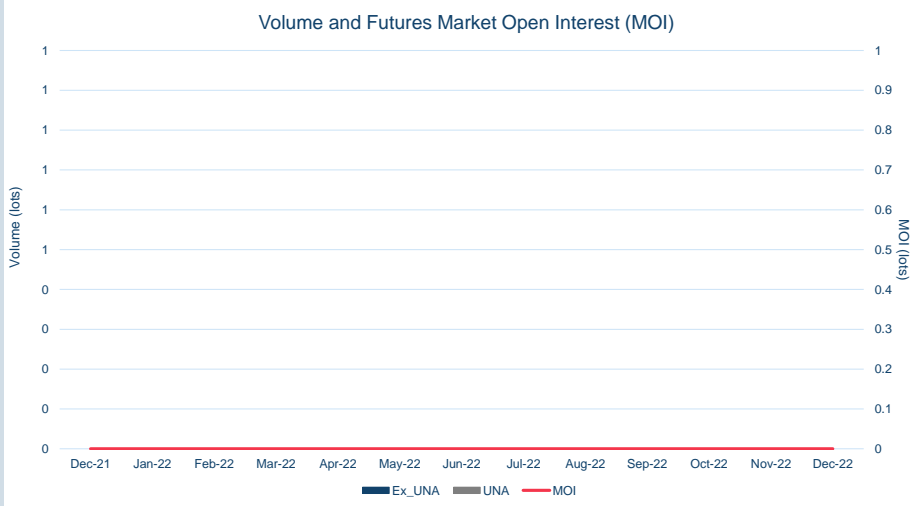


Front Month	
Average	\$43,969.20
Minimum	\$43,045.26
Maximum	\$46,848.23

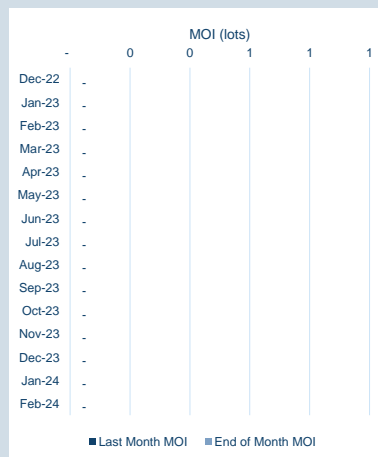
Volume (ex UNA) Dec-2022	
Lots	-

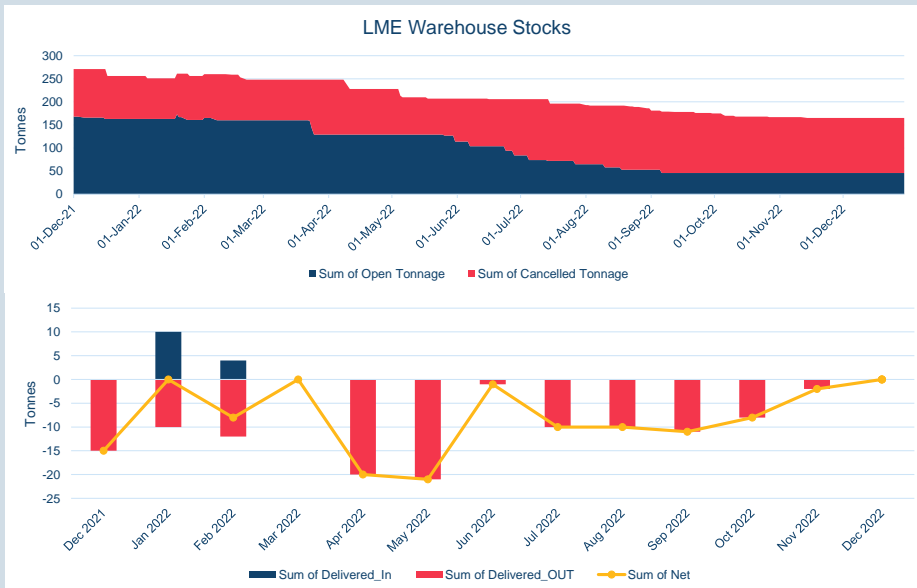
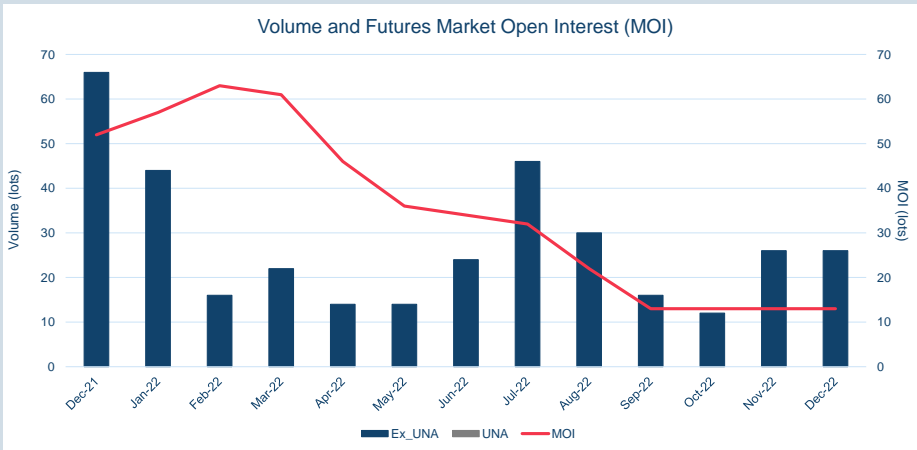
Volume (inc UNA) Dec-2022	
Lots	-
Tonnes	-

Volume Year To Date	
Lots	-
Tonnes	-



Prompt Month	End of Month - Daily Settlement	Volume (inc UNA)	End of Month - MOI
Dec-22	\$ 43,210.60	-	-
Jan-23	\$ 41,336.67	-	-
Feb-23	\$ 41,541.67	-	-
Mar-23	\$ 41,746.67	-	-
Apr-23	\$ 41,951.67	-	-
May-23	\$ 42,156.67	-	-
Jun-23	\$ 42,361.67	-	-
Jul-23	\$ 42,566.67	-	-
Aug-23	\$ 42,771.67	-	-
Sep-23	\$ 42,976.67	-	-
Oct-23	\$ 43,181.67	-	-
Nov-23	\$ 43,386.67	-	-
Dec-23	\$ 43,591.67	-	-
Jan-24	\$ 43,796.67	-	-
Feb-24	\$ 44,001.67	-	-





Cash	
Average	\$51,496.25
Minimum	\$51,480.00
Maximum	\$51,515.00

3M	
Average	\$51,955.00
Minimum	\$51,955.00
Maximum	\$51,955.00

Volume (ex UNA) Dec-2022	
Lots	26

Volume (inc UNA) Dec-2022	
Lots	26
Tonnes	26

Volume Year To Date	
Lots	290
Tonnes	290

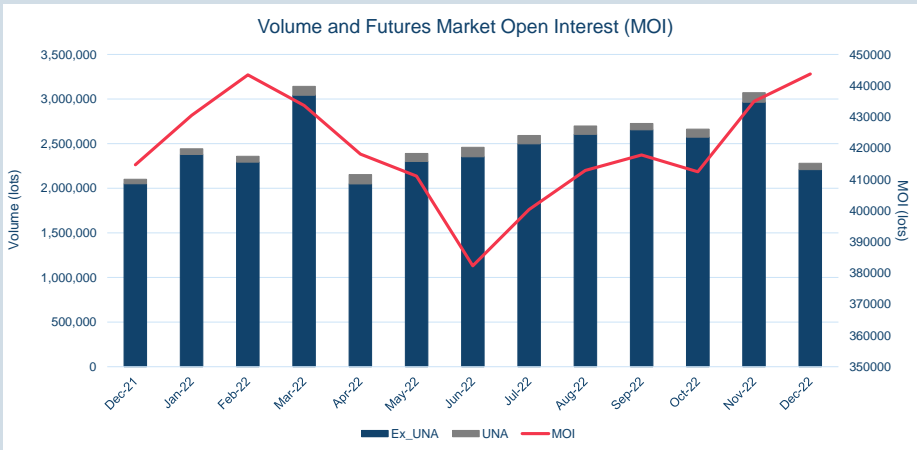
Warehouse Stock - Dec-22	
Delivered In	0
Delivered Out	0
Net	0

Warehouse Stock - Year To Date	
Delivered In	14
Delivered Out	-105
Net	-91



Cash	
Average	\$8,367.23
Minimum	\$8,216.50
Maximum	\$8,537.00

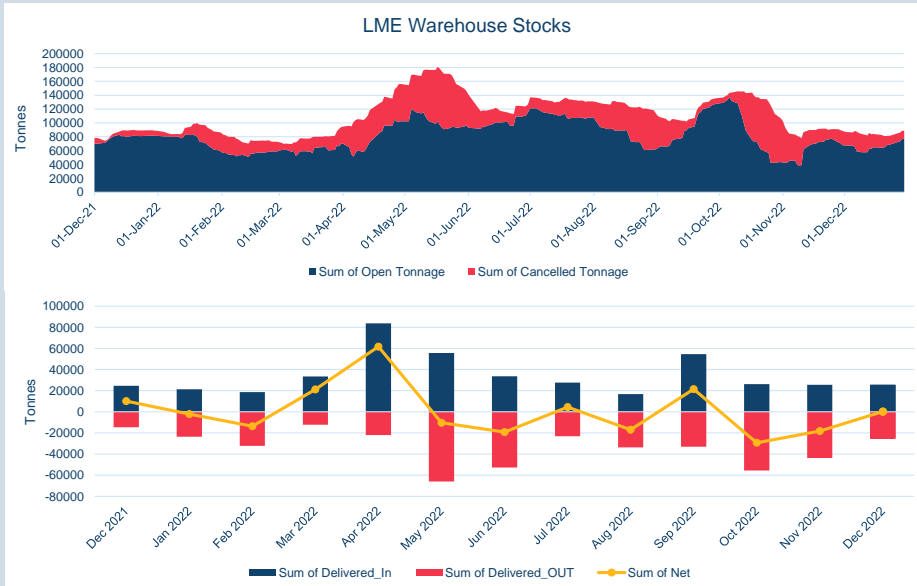
3M	
Average	\$8,397.45
Minimum	\$8,251.00
Maximum	\$8,547.00



Volume (ex UNA) Dec-2022	
Lots	2,209,759

Volume (inc UNA) Dec-2022	
Lots	2,280,893
Tonnes	57,022,325

Volume Year To Date	
Lots	30,977,224
Tonnes	774,430,600



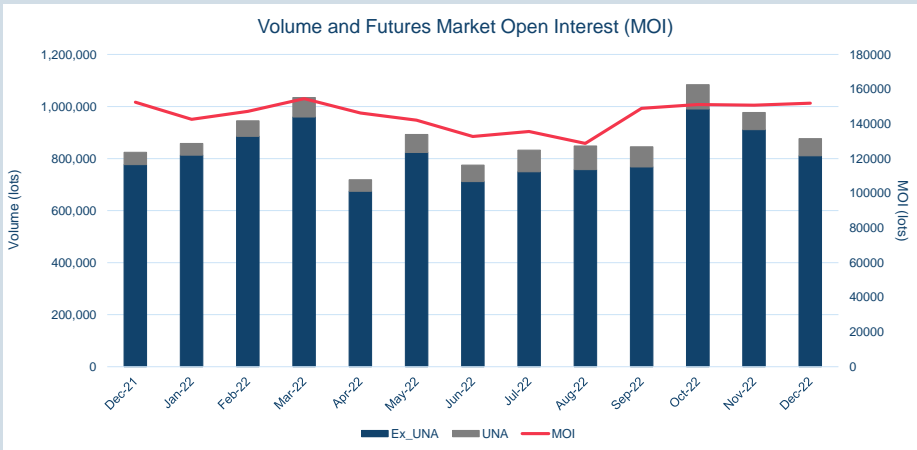
Warehouse Stock - Dec-22	
Delivered In	25,600
Delivered Out	-25,325
Net	275

Warehouse Stock - Year To Date	
Delivered In	422,550
Delivered Out	-423,275
Net	-725



Cash	
Average	\$2,212.48
Minimum	\$2,133.00
Maximum	\$2,335.00

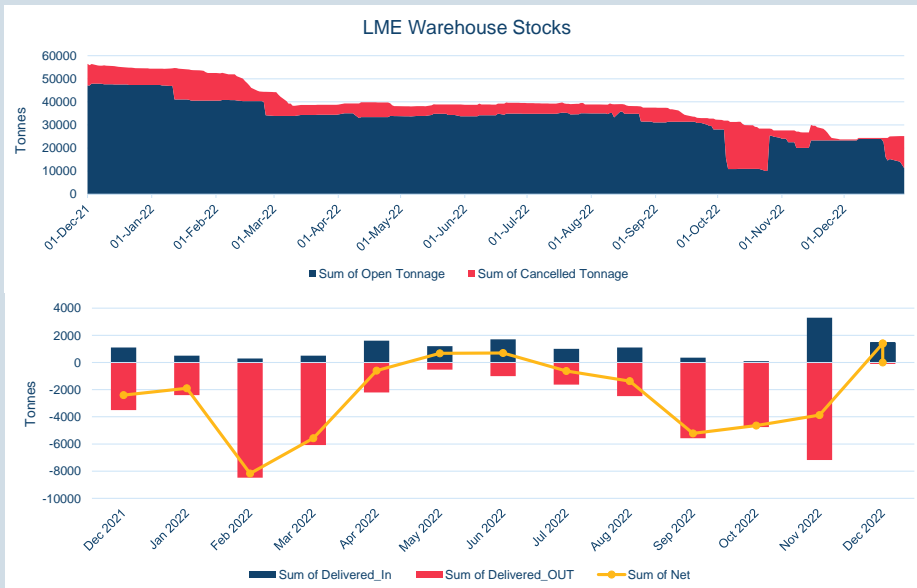
3M	
Average	\$2,207.05
Minimum	\$2,144.00
Maximum	\$2,281.00



Volume (ex UNA) Dec-2022	
Lots	810,793

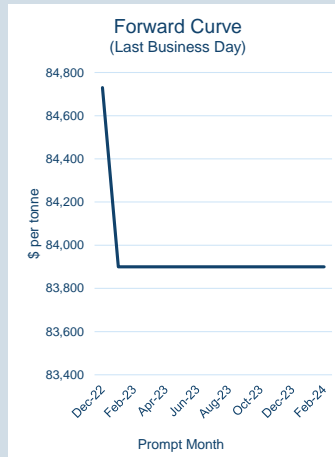
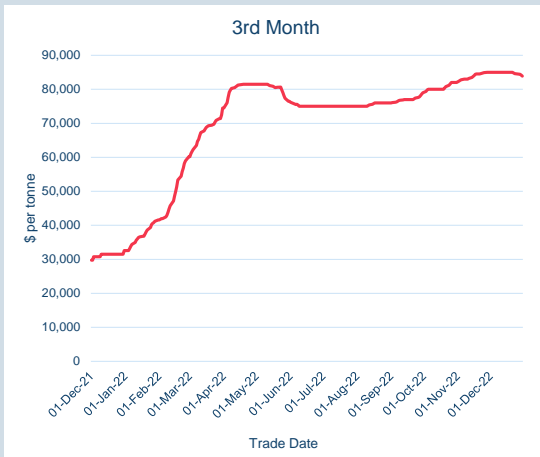
Volume (inc UNA) Dec-2022	
Lots	876,703
Tonnes	21,917,575

Volume Year To Date	
Lots	10,685,942
Tonnes	267,148,550



Warehouse Stock - Dec-22	
Delivered In	1,475
Delivered Out	-75
Net	1,400

Warehouse Stock - Year To Date	
Delivered In	13,125
Delivered Out	-42,350
Net	-29,225

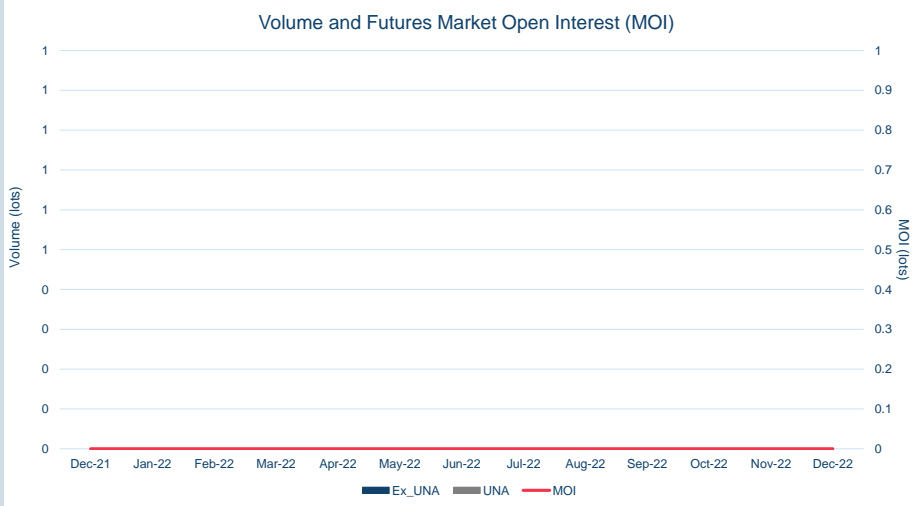


Front Month	
Average	\$84,929.68
Minimum	\$84,681.82
Maximum	\$85,000.00

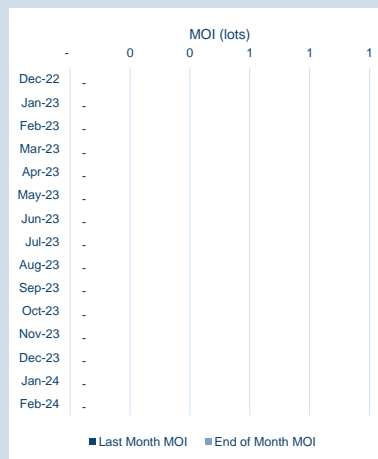
Volume (ex UNA) Dec-2022	
Lots	-

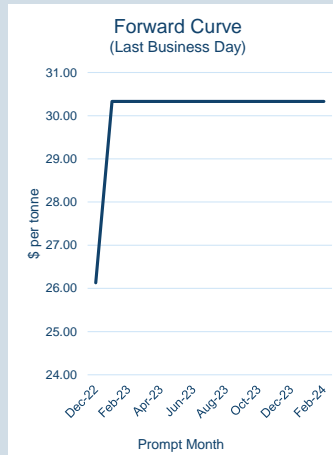
Volume (inc UNA) Dec-2022	
Lots	-
Tonnes	-

Volume Year To Date	
Lots	-
Tonnes	-



Prompt Month	End of Month - Daily Settlement	Volume (inc UNA)	End of Month - MOI
Dec-22	\$ 84,730.00	-	-
Jan-23	\$ 83,900.00	-	-
Feb-23	\$ 83,900.00	-	-
Mar-23	\$ 83,900.00	-	-
Apr-23	\$ 83,900.00	-	-
May-23	\$ 83,900.00	-	-
Jun-23	\$ 83,900.00	-	-
Jul-23	\$ 83,900.00	-	-
Aug-23	\$ 83,900.00	-	-
Sep-23	\$ 83,900.00	-	-
Oct-23	\$ 83,900.00	-	-
Nov-23	\$ 83,900.00	-	-
Dec-23	\$ 83,900.00	-	-
Jan-24	\$ 83,900.00	-	-
Feb-24	\$ 83,900.00	-	-



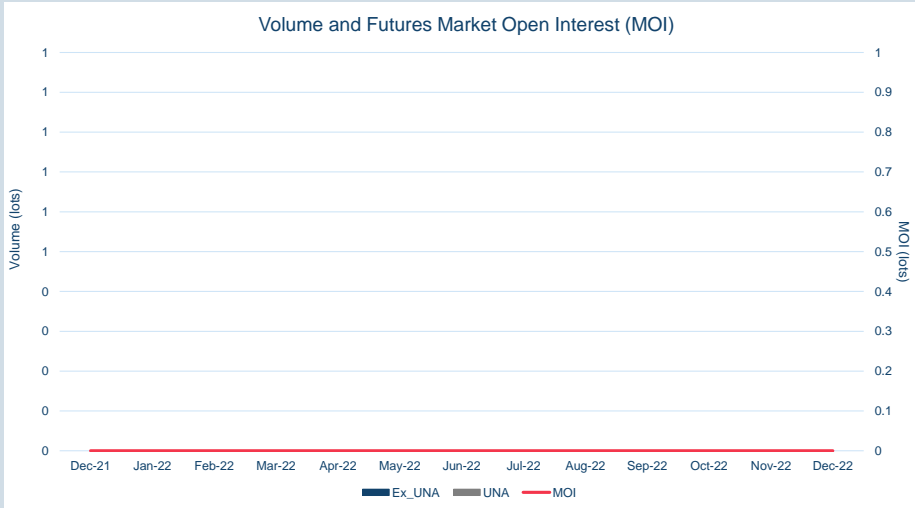


Front Month	
Average	\$24.23
Minimum	\$20.12
Maximum	\$26.13

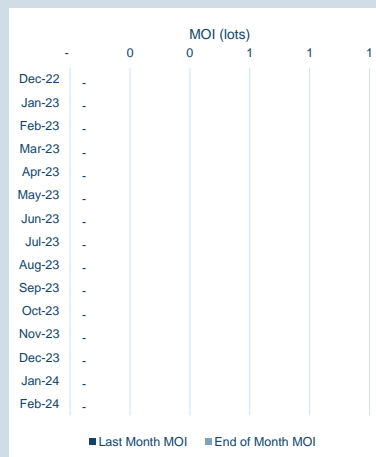
Volume (ex UNA) Dec-2022	
Lots	-

Volume (inc UNA) Dec-2022	
Lots	-
Tonnes	-

Volume Year To Date	
Lots	-
Tonnes	-



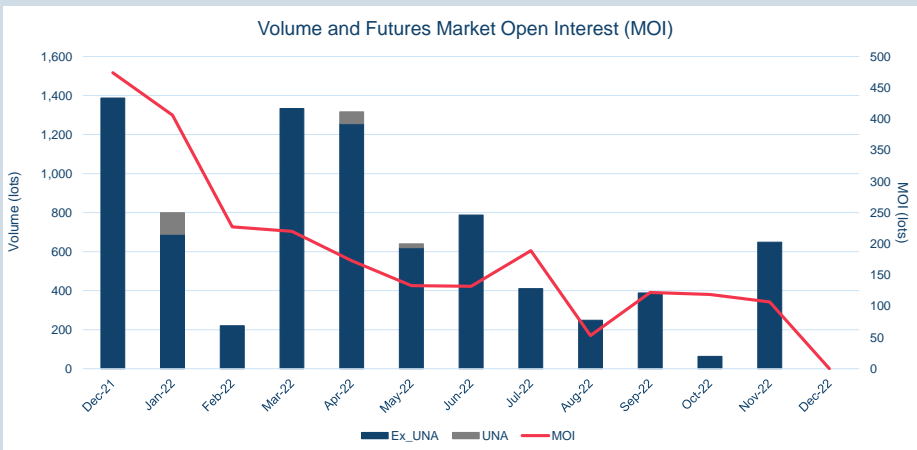
Prompt Month	End of Month - Daily Settlement	Volume (inc UNA)	End of Month - MOI
Dec-22	\$ 26.13	-	-
Jan-23	\$ 30.33	-	-
Feb-23	\$ 30.33	-	-
Mar-23	\$ 30.33	-	-
Apr-23	\$ 30.33	-	-
May-23	\$ 30.33	-	-
Jun-23	\$ 30.33	-	-
Jul-23	\$ 30.33	-	-
Aug-23	\$ 30.33	-	-
Sep-23	\$ 30.33	-	-
Oct-23	\$ 30.33	-	-
Nov-23	\$ 30.33	-	-
Dec-23	\$ 30.33	-	-
Jan-24	\$ 30.33	-	-
Feb-24	\$ 30.33	-	-





Cash	
Average	\$2,360.15
Minimum	\$2,100.00
Maximum	\$2,390.00

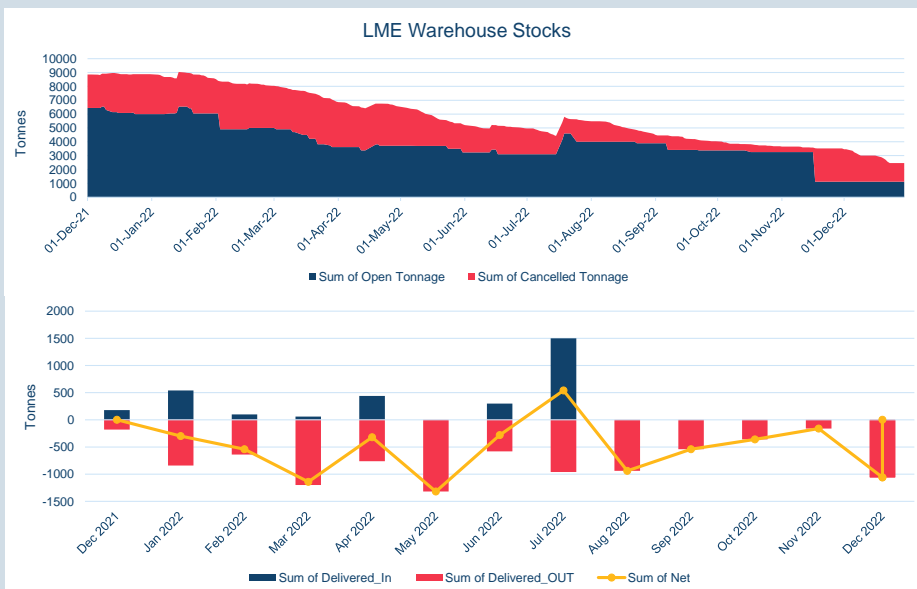
3M	
Average	\$2,361.50
Minimum	\$2,100.00
Maximum	\$2,390.00



Volume (ex UNA) Dec-2022	
Lots	-

Volume (inc UNA) Dec-2022	
Lots	-
Tonnes	-

Volume Year To Date	
Lots	6,852
Tonnes	137,040



Warehouse Stock - Dec-22	
Delivered In	0
Delivered Out	-1,060
Net	-1,060

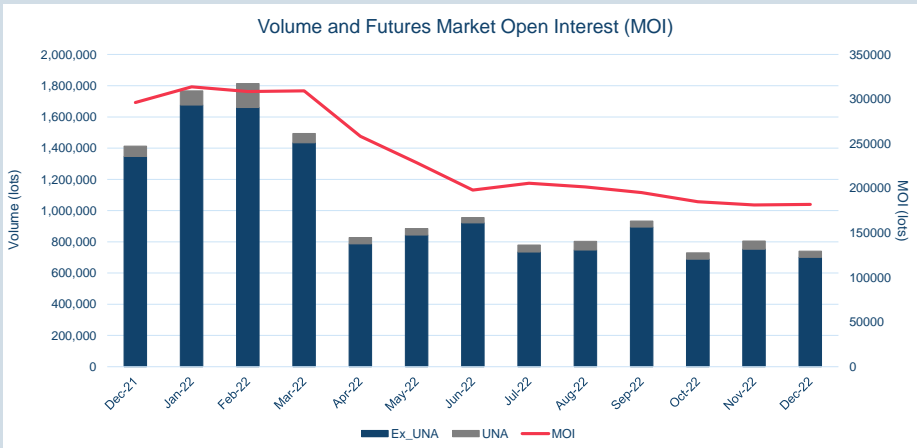
Warehouse Stock - Year To Date	
Delivered In	2,940
Delivered Out	-9,360
Net	-6,420





Cash	
Average	\$28,853.75
Minimum	\$26,950.00
Maximum	\$31,075.00

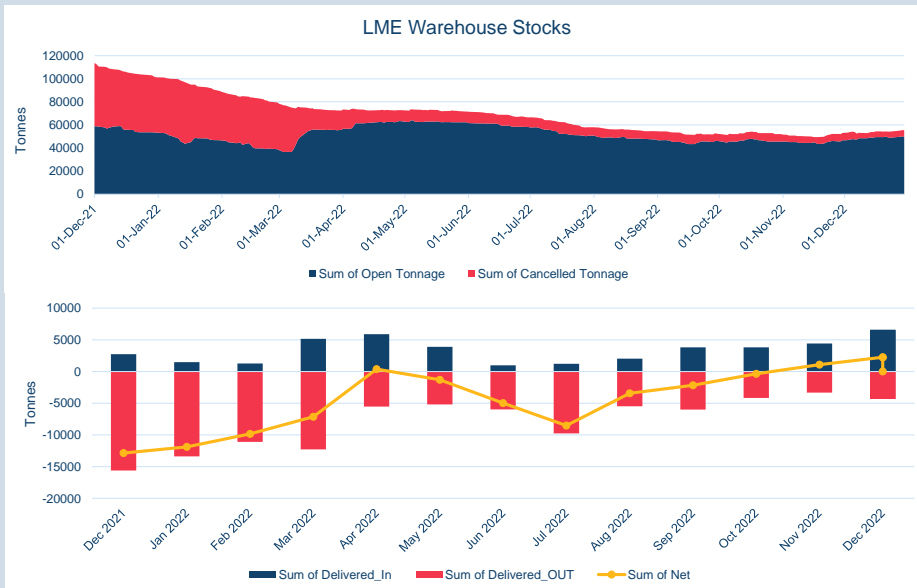
3M	
Average	\$29,041.50
Minimum	\$26,950.00
Maximum	\$31,300.00



Volume (ex UNA) Dec-2022	
Lots	700,985

Volume (inc UNA) Dec-2022	
Lots	739,688
Tonnes	4,438,128

Volume Year To Date	
Lots	12,532,708
Tonnes	75,196,248



Warehouse Stock - Dec-22	
Delivered In	6,588
Delivered Out	-4,332
Net	2,256

Warehouse Stock - Year To Date	
Delivered In	40,614
Delivered Out	-86,490
Net	-45,876

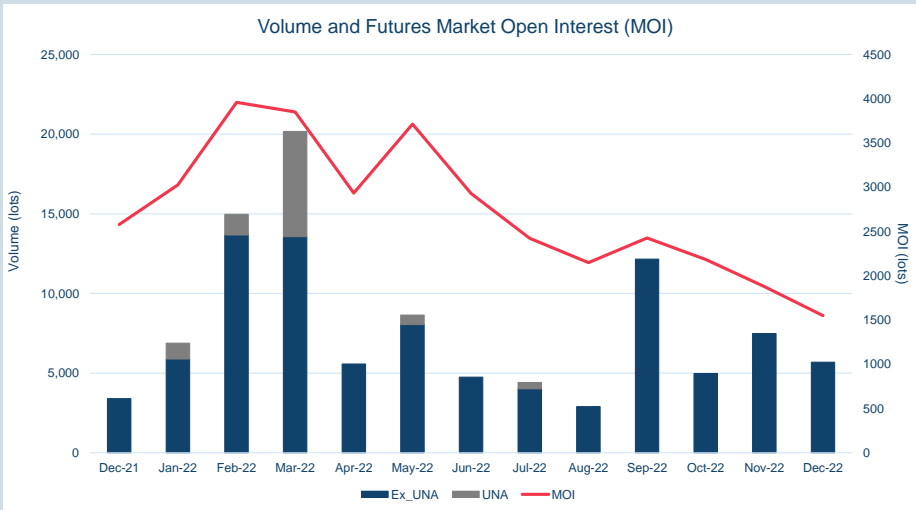


Front Month	
Average	\$668.57
Minimum	\$660.50
Maximum	\$676.50

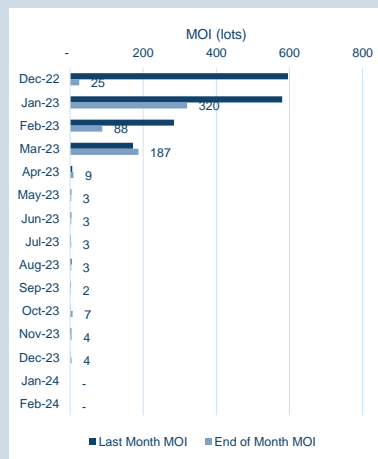
Volume (ex UNA) Dec-2022	
Lots	5,689

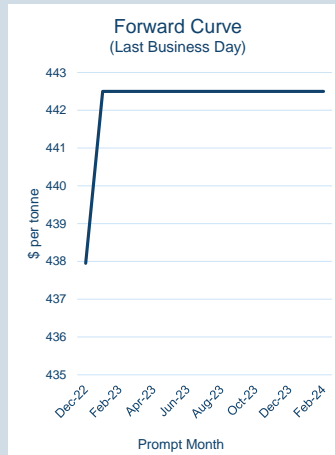
Volume (inc UNA) Dec-2022	
Lots	5,689
Tonnes	56,890

Volume Year To Date	
Lots	98,598
Tonnes	985,980



Prompt Month	End of Month - Daily Settlement	Volume (inc UNA)	End of Month - MOI
Dec-22	\$ 664.93	1,850	25
Jan-23	\$ 690.00	2,243	320
Feb-23	\$ 690.00	1,069	88
Mar-23	\$ 689.50	269	187
Apr-23	\$ 681.00	95	9
May-23	\$ 672.50	62	3
Jun-23	\$ 667.50	14	3
Jul-23	\$ 662.50	10	3
Aug-23	\$ 660.00	42	3
Sep-23	\$ 659.00	-	2
Oct-23	\$ 656.00	23	7
Nov-23	\$ 650.00	6	4
Dec-23	\$ 650.00	6	4
Jan-24	\$ 652.50	-	-
Feb-24	\$ 652.50	-	-



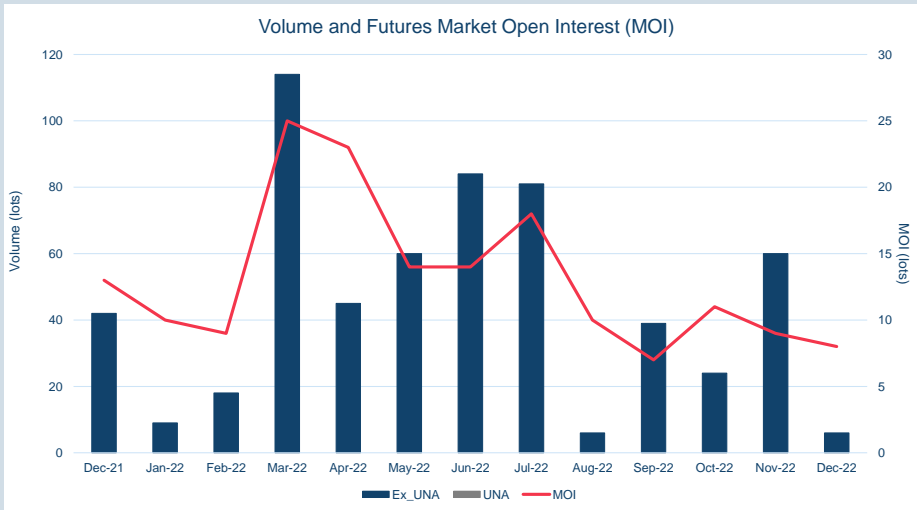


Front Month	
Average	\$426.50
Minimum	\$422.00
Maximum	\$437.95

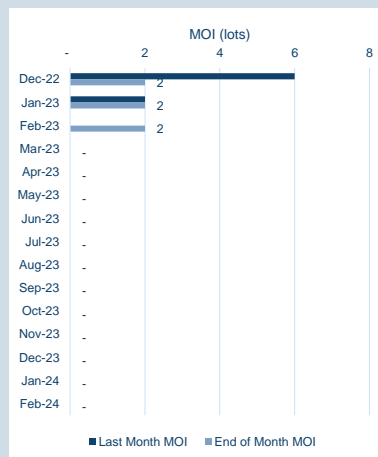
Volume (ex UNA) Dec-2022	
Lots	6

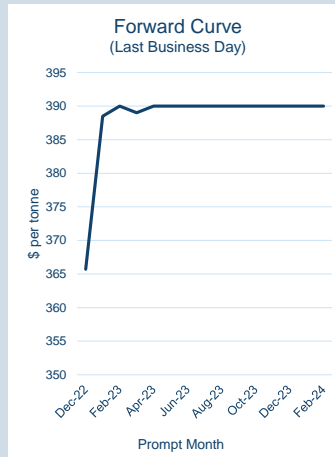
Volume (inc UNA) Dec-2022	
Lots	6
Tonnes	60

Volume Year To Date	
Lots	546
Tonnes	5,460



Prompt Month	End of Month - Daily Settlement	Volume (inc UNA)	End of Month - MOI
Dec-22	\$ 437.95	-	2
Jan-23	\$ 442.50	-	2
Feb-23	\$ 442.50	6	2
Mar-23	\$ 442.50	-	-
Apr-23	\$ 442.50	-	-
May-23	\$ 442.50	-	-
Jun-23	\$ 442.50	-	-
Jul-23	\$ 442.50	-	-
Aug-23	\$ 442.50	-	-
Sep-23	\$ 442.50	-	-
Oct-23	\$ 442.50	-	-
Nov-23	\$ 442.50	-	-
Dec-23	\$ 442.50	-	-
Jan-24	\$ 442.50	-	-
Feb-24	\$ 442.50	-	-



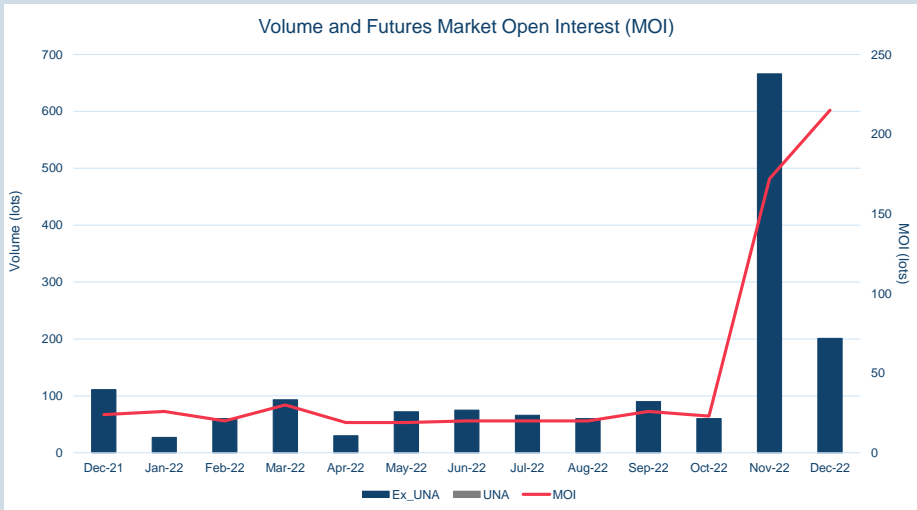


Front Month	
Average	\$360.79
Minimum	\$353.00
Maximum	\$367.50

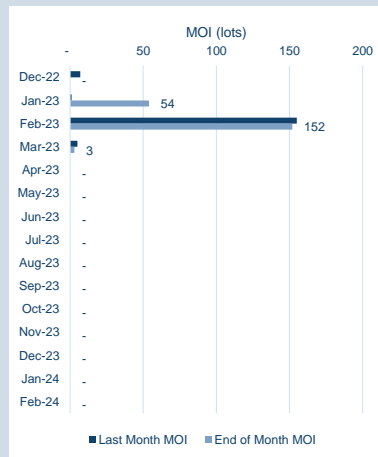
Volume (ex UNA) Dec-2022	
Lots	201

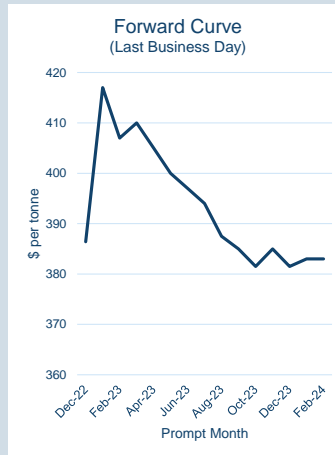
Volume (inc UNA) Dec-2022	
Lots	201
Tonnes	2,010

Volume Year To Date	
Lots	1,500
Tonnes	15,000



Prompt Month	End of Month - Daily Settlement	Volume (inc UNA)	End of Month - MOI
Dec-22	\$ 365.71	18	-
Jan-23	\$ 388.50	162	54
Feb-23	\$ 390.00	12	152
Mar-23	\$ 389.00	9	3
Apr-23	\$ 390.00	-	-
May-23	\$ 390.00	-	-
Jun-23	\$ 390.00	-	-
Jul-23	\$ 390.00	-	-
Aug-23	\$ 390.00	-	-
Sep-23	\$ 390.00	-	-
Oct-23	\$ 390.00	-	-
Nov-23	\$ 390.00	-	-
Dec-23	\$ 390.00	-	-
Jan-24	\$ 390.00	-	-
Feb-24	\$ 390.00	-	-



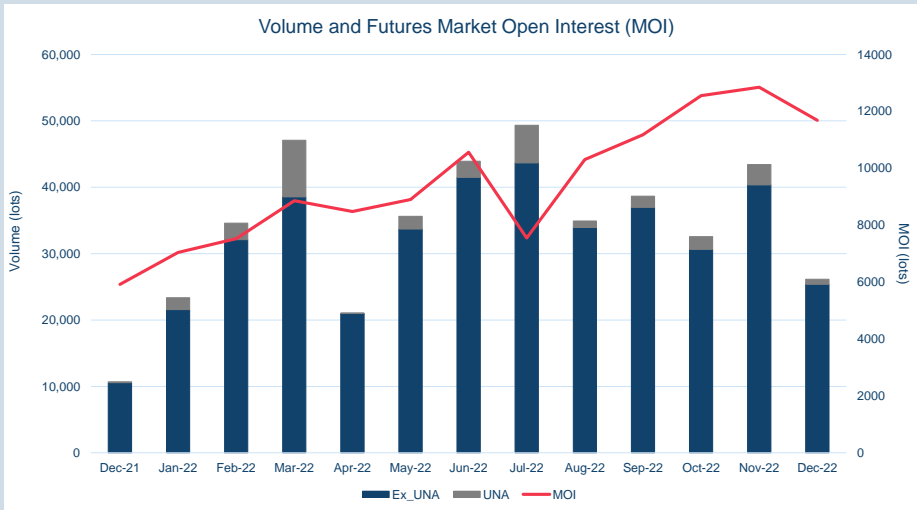


Front Month	
Average	\$386.32
Minimum	\$381.00
Maximum	\$394.00

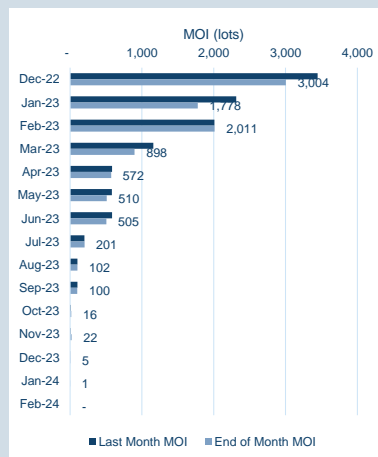
Volume (ex UNA) Dec-2022	
Lots	25,385

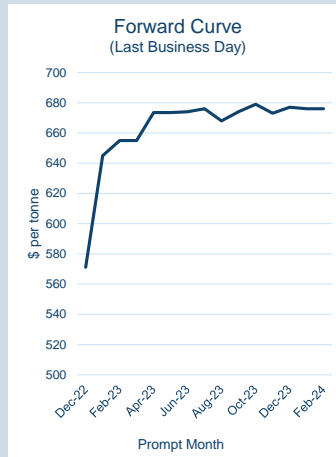
Volume (inc UNA) Dec-2022	
Lots	26,127
Tonnes	261,270

Volume Year To Date	
Lots	430,617
Tonnes	4,306,170



Prompt Month	End of Month - Daily Settlement	Volume (inc UNA)	End of Month - MOI
Dec-22	\$ 386.41	3,875	3,004
Jan-23	\$ 417.00	8,690	1,778
Feb-23	\$ 407.00	6,706	2,011
Mar-23	\$ 410.00	3,362	898
Apr-23	\$ 405.00	1,332	572
May-23	\$ 400.00	854	510
Jun-23	\$ 397.00	1,106	505
Jul-23	\$ 394.00	20	201
Aug-23	\$ 387.50	31	102
Sep-23	\$ 385.00	14	100
Oct-23	\$ 381.50	37	16
Nov-23	\$ 385.00	46	22
Dec-23	\$ 381.50	30	5
Jan-24	\$ 383.00	24	1
Feb-24	\$ 383.00	-	-



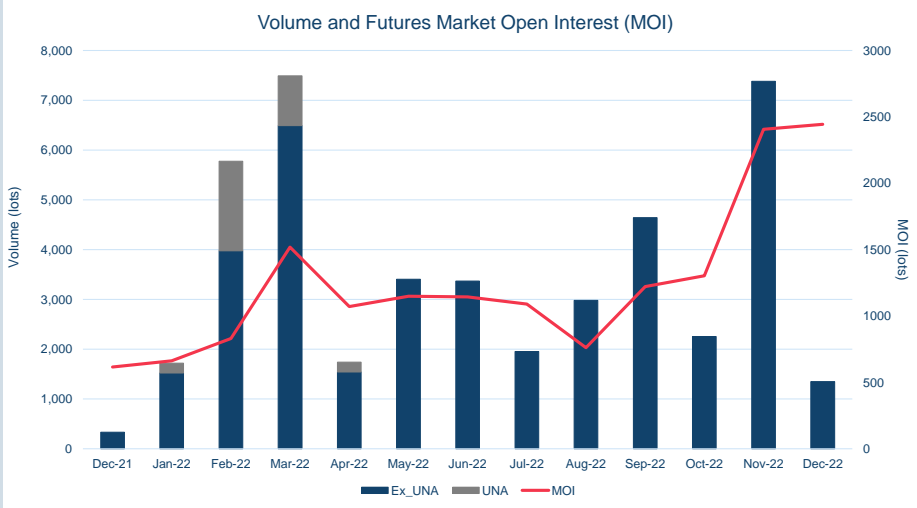


Front Month	
Average	\$572.91
Minimum	\$562.00
Maximum	\$578.00

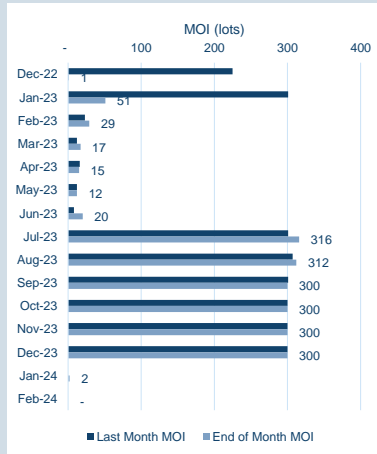
Volume (ex UNA) Dec-2022	
Lots	1,350

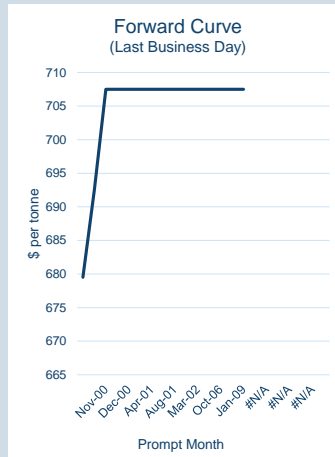
Volume (inc UNA) Dec-2022	
Lots	1,350
Tonnes	13,500

Volume Year To Date	
Lots	44,058
Tonnes	440,580



Prompt Month	End of Month - Daily Settlement	Volume (inc UNA)	End of Month - MOI
Dec-22	\$ 571.16	196	1
Jan-23	\$ 645.00	816	51
Feb-23	\$ 655.00	68	29
Mar-23	\$ 655.00	76	17
Apr-23	\$ 673.50	2	15
May-23	\$ 673.50	37	12
Jun-23	\$ 674.00	49	20
Jul-23	\$ 676.00	36	316
Aug-23	\$ 668.00	39	312
Sep-23	\$ 674.00	-	300
Oct-23	\$ 679.00	2	300
Nov-23	\$ 673.00	15	300
Dec-23	\$ 677.00	10	300
Jan-24	\$ 676.00	4	2
Feb-24	\$ 676.00	-	-



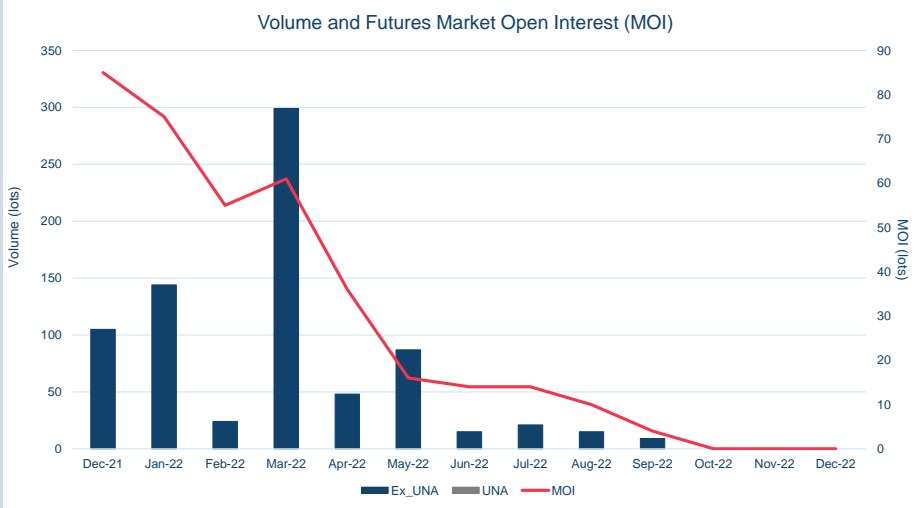


Front Month	
Average	\$670.17
Minimum	\$649.55
Maximum	\$682.50

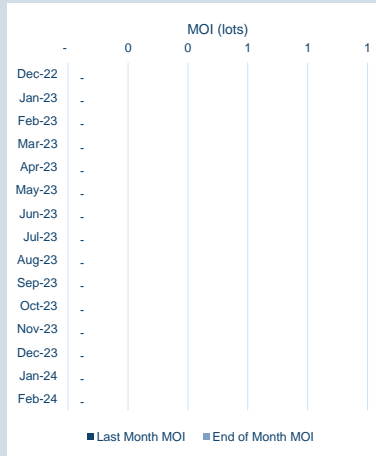
Volume (ex UNA) Dec-2022	
Lots	-

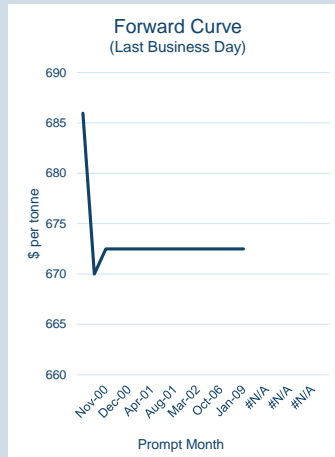
Volume (inc UNA) Dec-2022	
Lots	-
Tonnes	-

Volume Year To Date	
Lots	662
Tonnes	6,620



Prompt Month	End of Month - Daily Settlement	Volume (inc UNA)	End of Month - MOI
Jan-00	\$ 679.52	-	-
Jan-00	\$ 692.50	-	-
Nov-00	\$ 707.50	-	-
Dec-00	\$ 707.50	-	-
Dec-00	\$ 707.50	-	-
Feb-01	\$ 707.50	-	-
Apr-01	\$ 707.50	-	-
Jul-01	\$ 707.50	-	-
Aug-01	\$ 707.50	-	-
Jan-02	\$ 707.50	-	-
Mar-02	\$ 707.50	-	-
Jun-03	\$ 707.50	-	-
Oct-06	\$ 707.50	-	-
Aug-06	\$ 707.50	-	-
Jan-09	\$ 707.50	-	-



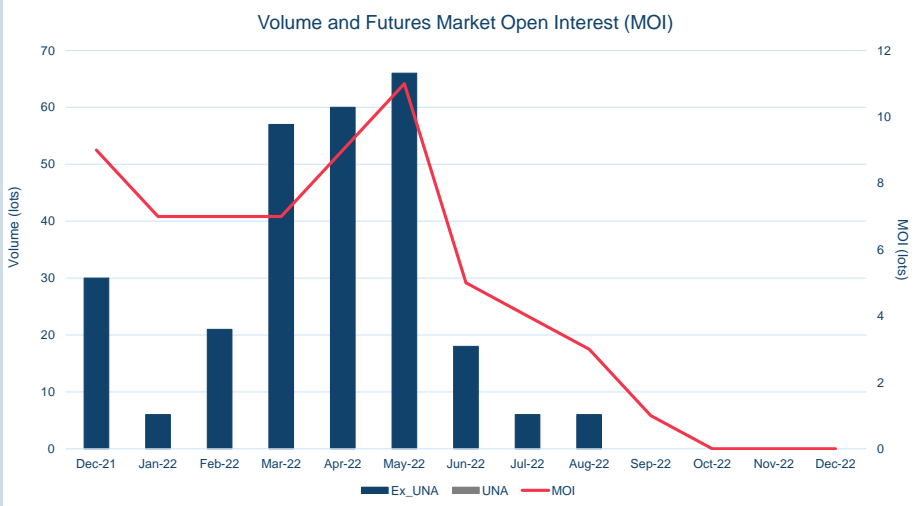


Front Month	
Average	\$669.40
Minimum	\$624.89
Maximum	\$688.78

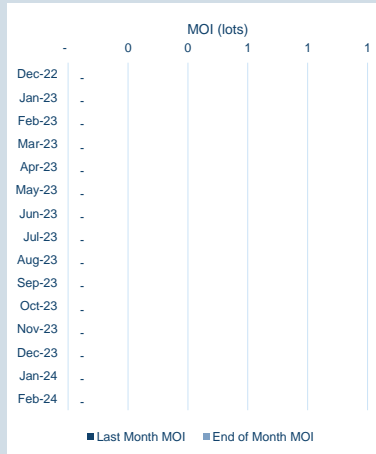
Volume (ex UNA) Dec-2022	
Lots	-

Volume (inc UNA) Dec-2022	
Lots	-
Tonnes	-

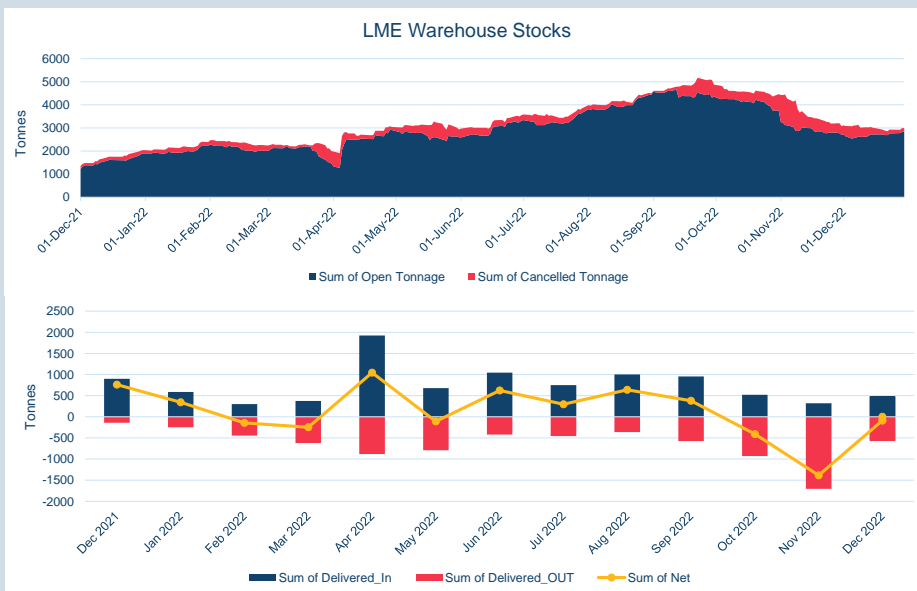
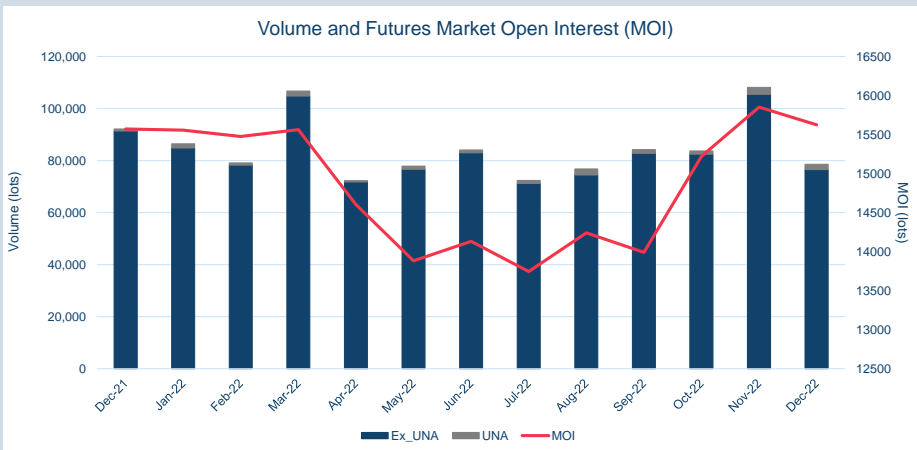
Volume Year To Date	
Lots	240
Tonnes	2,400



Prompt Month	End of Month - Daily Settlement	Volume (inc UNA)	End of Month - MOI
Jan-00	\$ 685.96	-	-
Jan-00	\$ 670.00	-	-
Nov-00	\$ 672.50	-	-
Dec-00	\$ 672.50	-	-
Dec-00	\$ 672.50	-	-
Feb-01	\$ 672.50	-	-
Apr-01	\$ 672.50	-	-
Jul-01	\$ 672.50	-	-
Aug-01	\$ 672.50	-	-
Jan-02	\$ 672.50	-	-
Mar-02	\$ 672.50	-	-
Jun-03	\$ 672.50	-	-
Oct-06	\$ 672.50	-	-
Aug-06	\$ 672.50	-	-
Jan-09	\$ 672.50	-	-







Cash	
Average	\$24,099.00
Minimum	\$23,105.00
Maximum	\$24,900.00

3M	
Average	\$24,037.75
Minimum	\$23,150.00
Maximum	\$24,900.00

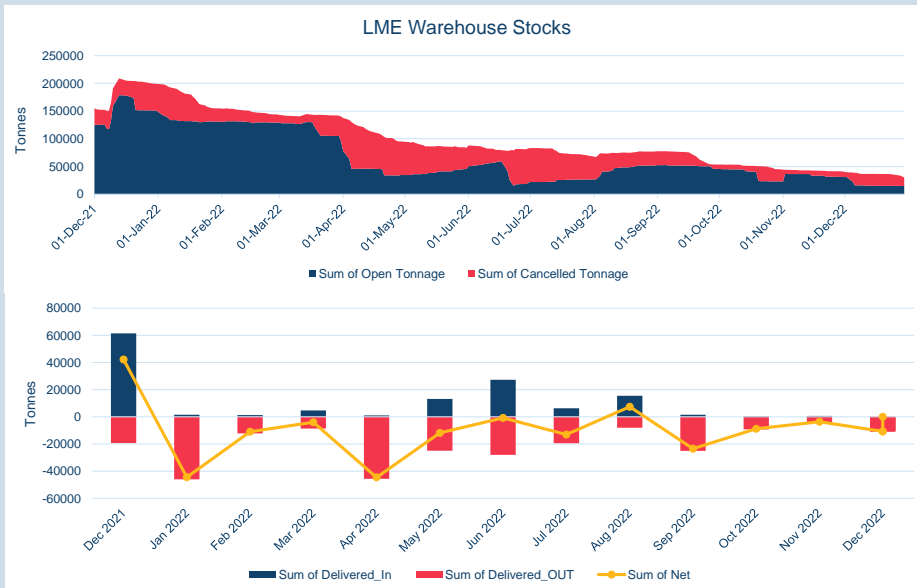
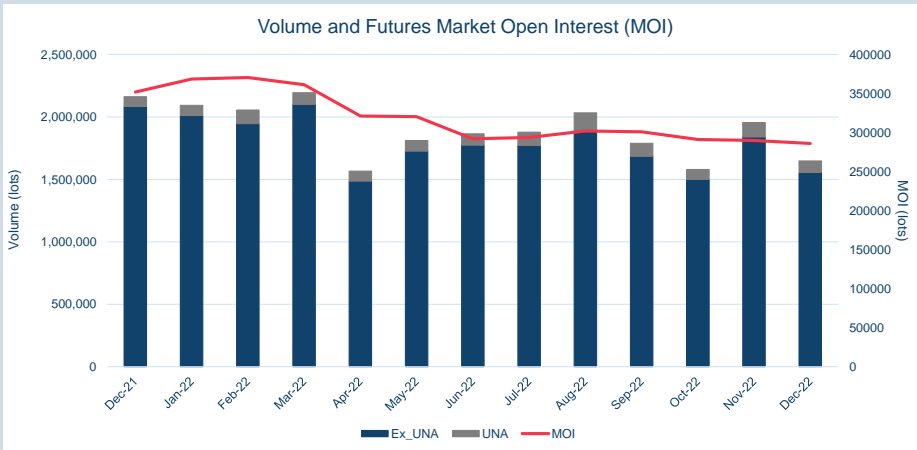
Volume (ex UNA) Dec-2022	
Lots	76,494

Volume (inc UNA) Dec-2022	
Lots	78,539
Tonnes	392,695

Volume Year To Date	
Lots	1,010,124
Tonnes	5,050,620

Warehouse Stock - Dec-22	
Delivered In	480
Delivered Out	-565
Net	-85

Warehouse Stock - Year to Date	
Delivered In	8,940
Delivered Out	-7,990
Net	950



Cash	
Average	\$3,128.25
Minimum	\$2,985.00
Maximum	\$3,289.00

3M	
Average	\$3,104.05
Minimum	\$2,964.00
Maximum	\$3,265.00

Volume (ex UNA) Dec-2022	
Lots	1,555,167

Volume (inc UNA) Dec-2022	
Lots	1,646,903
Tonnes	41,172,575

Volume Year To Date	
Lots	22,463,152
Tonnes	561,578,800

Warehouse Stock - Dec-22	
Delivered In	0
Delivered Out	-10,750
Net	-10,750

Warehouse Stock - Year To Date	
Delivered In	73,300
Delivered Out	-242,150
Net	-168,850